



Woodwords on the Brandywine

from the Delaware Woodworkers Guild

Ronald McDonald House Project

Guild Officers

President

Wayne Sholtz

Vice President

Rich
O'Shaughnessy

Treasurer

Jeremy Noblitt

Newsletter

Jeff Towler

Librarian

Ron Hasse

Raffle Manager

Peter Leavens

Webmaster

Richard Dell

Program

Committee

Jim Kirkbride
George Hoffman

A quick overview was given in March's Woodwords, and happy to report that after much coordination, cutting, and assembly and painting, the Guild is pleased to announce the completion of playroom cabinets for The Delaware Chapter of the Ronald McDonald House, located on Rockland Road near A.I. DuPont Children's Hospital. (To give it full justice and space, the finished product can be found on the next page.)

The project was spearheaded by Rich O'Shaughnessy, with hefty contributions from Guild members: Wayne Scholtz, Jim Kirkbride, Chuck Skelley, Art Ellis, Paul Strauss, Ron Hasse, and Jeremy Noblitt. Thank you guys for the time and skill you donated, and the impact that it will have for years to come on the young families that need to stay at the House. Guild members are quite proud to be part of this organization that continues to find impactful ways to take our love of woodworking and use it to give back to the community. You done good fellas!

NEW MEMBER ALERT

Welcome Ken Page, & Joe
and Franco Fregapane

The Ronald McDonald House project



The finished product!





Some of the crew

April-May, 2019

Woodwords on the Brandywine

The Ronald McDonald House project (in action)





Bruce Evans brought in a wonderful piece of cherry from a chest-on-chest project of his. The cherry's been in storage for the better part of 30 years!

George Hoffman brought in another wonderful carved creation of his. The lion is reminiscent of the carvings seen in a Dentzel Carousel. The back of frame has Dentzel Jesters that were made by a friend of George's. It's lit by small LEDs.



New member Ken Page brought in a walnut board that will serve as the top of a coffee table design he's building. He'll fill the voids with epoxy and luminescent beads.



Dave Sokolowski brought in one of his finger joint boxes that he uses to hold some power tools and has served him well for years, and hasn't figured out how to make another one as good since.

APRIL



Jeff Towler saw this federal end table in an article from Steve Latta. Primary wood is walnut with white pine as secondary. Cuffs and banding is sycamore and walnut. Finished with a blond shellac.



Don Pivonka brought in a couple turnings. The left creation was mounted off centered with a neat final result. On the right note the screw lid that fits like a glove. The cutter is mounted in the lathe while the wood is mounted on the bed in a cross-vice and connected to all-thread to feed it along. Ask Don how he did it!



Rich O'Shaughnessy brought in a box that a friend made. Rich added the ebonized accents using India Ink.

Jim Kirkbride brought in a beautiful spalted turning of his (in other mortal's hands it would have been destined for the fireplace)!



Art Ellis went back to NextFab and did some more laser engraving and created this clock.



In Jim Kirkbride's travels to China with work, he's picked up a variety of things that he got through claims...like this hand carving that's overall about 4 inches tall.



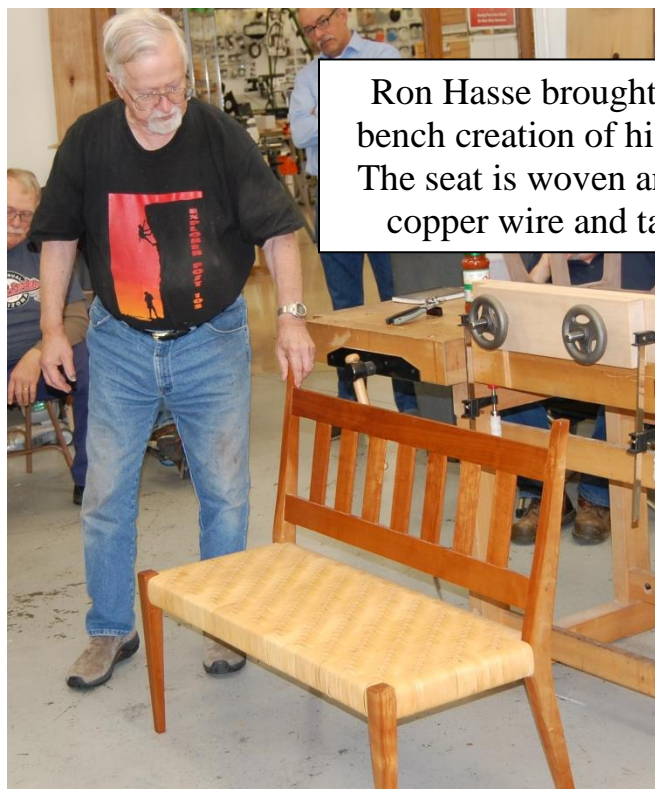
Bruce Evans finished the chest on chest and brought in pictures of it. The 30 year old aged cherry is colored with dyes and finished with polyurethane - magnificent!



Ken Page's been busy this past month, and finished his walnut coffee table of his own design!

After seeing Don Pivonka's screw threaded jar last month, Jeremy Noblitt couldn't wait to do it himself...and brought in a finely threaded lid. Of course, Jeremy's 3d printing creations continue too...

MAY



Ron Hasse brought in this comfortable bench creation of his, made from cherry. The seat is woven and tied together with copper wire and tacked to the frame.



Bob Levittan brought in a portable, rock-solid moxon vise that attaches to your benchtop with a couple F-clamps (you can see it above Ron's bench).

Ed Rickmond pinged members on approaches to reproduce the beading profile and overall taper as he is replacing a damaged table leg. The number of opinions offered exceeded the number of guild members attending.



Frank Kolpak showed off the walking staffs he creates to give to new Eagle Scout's as a celebration for their accomplishment. Each staff has different engravings...like the Order of the Arrow.



Chuck Skelley brought in his pocket hole drill machine to finish the demo from last month...does the trick and came in handy at Ronald McD House!

Guild Arbor Day Tree

In celebration of Arbor Day in 2018, the Guild donated a sapling that the city of Elkton graciously accepted and planted in Meadow Park. Well, it's been a year already and the tree continues to blossom. We take this moment to thank Mother Nature for giving us such a wonderful material that is a source of joy and creativity.



2018



2019

NEXT MEETING IS WEDNESDAY, JUNE 19TH

-HAVE THOUGHTS ON TOPICS?

Drop an email: delawarewoodworkersguild@gmail.com

- WE WELCOME ALL WOODWORKERS: NOVICE TO EXPERT.

- MEETINGS ARE EVERY 3RD WEDNESDAY AT WOODCRAFT IN NEW CASTLE

2019 Meetings

June 19 July 17 Aug 21 Sept 18

Oct 16 Nov 20 Dec 18

Delaware Woodworkers Guild: 38 Jay Drive, New Castle, DE 19720

Benefactors of the Guild:

Please keep our friends in mind when you make purchases

